





ARON+

hospital range



ARON+

hospital bed

01. MATTRESS PLATFORM

For a comfortable lying position

The standard version is equipped with 4 synthetic mattress platform sections. A mattress platform with 4 solid laminate sections (*) is optionally available.

02. HANDSET

Easy to use autonomously

Functional and easy to operate manually. The user-friendly handset is equipped with all functions to put the patient in his desired seating, lying or reading position. The handset is user-friendly and equipped with clear and recognizable push buttons.

03. BED PANELS

A harmonious duo

The head and foot panel can be easily removed or installed without needing any tools. The bed panels are standard equipped with bumpers that protect both the wall and the bed during any movement.

04. CASES

Optimal care

The two cases at the head and foot of the bed can be used to install an IV rod, a lifting pole or other accessories.

05. SIDEGUARDS (*)

Safety has no price

The Atmosphère sideguards protect the patient over 2/3 of the bed. The Trix sideguards can be telescopically extended and offer maximum patient protection over the entire bed length.

06. CPR LEVER

Central and within reach

Thanks to the CPR lever, you can manually put the backrest in a horizontal position. This lever is situated within your reach on both sides of the bed.

07. ACCESSORY HOLDERS

First-class functionality

Four synthetic multifunctional sliding holders on both sides make it possible to install and use accessories very fast and easily.

08. HIGH/LOW PEDAL (*)

Back-friendly

Thanks to the high/low pedal (*), you can put the bed at its desired height without having to use your hands. The fall protection bracket prevents unwanted manipulations.

09. CENTRAL BRAKE

Activated with one single movement

Thanks to the centrally braked castors and the easily accessible brake pedals, the Aron+ bed simplifies patient treatments by the nursing staff considerably.

10. CASTORS

Superb manoeuvrability

High-quality centrally braked design castors ensure a highly mobile and manoeuvrable bed. The bed is standard provided with Integral S 150 mm castors. Twin castors 150 mm are optionally available.

11. HIGH/LOW LIFTING COLUMNS

Highly stable

The discreet but stylishly designed lifting columns are equipped with a technological gem. Thanks to the high/low adjustment (41 cm - 81 cm), the bed is very accessible. Furthermore, the open carriage is very easy to clean and accessible to use a patient lift.

12. (MINI-)NURSE BOX WITH BLANKET RACK (*)

Easy to operate

To switch off several electric bed functions selectively and to command them.

13. MATTRESS HOLDERS



Fixed mattress in each position

The backrest and footrest are equipped with 2 synthetic mattress holders.

ARON+ JUNIOR

Same functionality, smaller mattress platform

The Aron+ Hospital bed is also available in a **Junior version**. The narrower (93 cm) and shorter (189 cm) mattress platform makes the bed suitable for children or adolescents.



ARON+

day hospital bed

01. MATTRESS PLATFORM

For a comfortable lying position

The standard 3-section mattress platform is equipped with removable solid laminate sections. A 4-section mattress platform (*) is optionally available.

02. SIDEGUARDS (*)

Safety has no price

The Atmosphère sideguards protect the patient over 2/3 of the bed. The Trix sideguards can be telescopically extended and offer maximum patient protection over the entire bed length.

03. HANDSET

Easy to use autonomously

Functional and easy to operate manually. The handset is equipped with all functions to put the patient in his desired seating, lying or reading position. The user-friendly handset is equipped with clear and recognizable push buttons.

04. MATTRESS HOLDERS

Fixed mattress in each position

The backrest and footrest are equipped with 2 synthetic mattress holders.

05. BED PANELS

A harmonious duo

The Aron+ day hospital bed always comes with Vela bed panels. The head and foot panel can be easily removed or installed without needing any tools. The bed panels are standard equipped with bumpers that protect both the wall and the bed during any movement.

06. CASES

Optimal care

The two cases at the head and foot of the bed can be used to install an IV rod, a lifting pole or other accessories.

07. CENTRAL BRAKE

Activated with one single movement

Thanks to the centrally braked castors and the easily accessible brake pedals, the Aron+ bed simplifies patient treatments by the nursing staff considerably. A double brake pedal at the head of the bed is optionally available.

08. ACCESSORY HOLDERS

First-class functionality

Four synthetic multifunctional sliding holders on both sides make it possible to install and use accessories very fast and easily.

09. CPR LEVER

Central and within reach

Thanks to the CPR lever, you can manually put the backrest in a horizontal position. This lever is situated within your reach on both sides of the bed.

10. HIGH/LOW PEDAL (*)

Back-friendly

Thanks to the high/low pedal (*), you can put the bed at its desired height without having to use your hands.

11. CASTORS

Superb manoeuvrability

Our extensive gamut of high-quality design castors (max. diam. 200 mm) guarantees a highly mobile and manoeuvrable bed.

12. HIGH/LOW LIFTING COLUMNS

Highly stable

The discreet but stylishly designed lifting columns are equipped with a technological gem. Thanks to the high/low adjustment (41 cm - 81 cm, castors 150 mm), the bed is very accessible. Furthermore, the open carriage is very easy to clean and accessible to use a patient lift.

13. (MINI-)NURSE BOX WITH BLANKET RACK (*)

Easy to operate

To switch off several electric bed functions selectively and to command them.

14. PUSH HANDLES (*)

Easy to fold

These practical handles help you to manoeuvre the stretcher. When not used, these push handles can be folded very easily. They can be optionally installed at the head or foot end.

(*) option

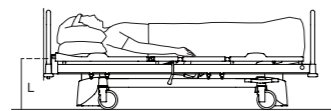
Comfort for everyone

The Aron+ range offers comfort for patient and nursing staff in every situation.

SLEEPING POSITION



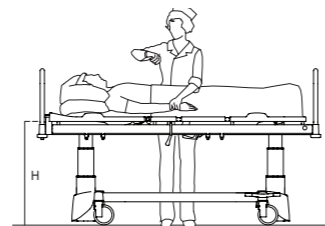
The low bed position of **41 cm** makes it easier for the patient to get in and out of the bed.



HIGH POSITION



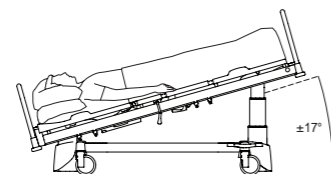
The highest position of the bed is **81 cm**. The patient can be examined and treated without straining your back.



(REVERSE) TRENDLENBURG



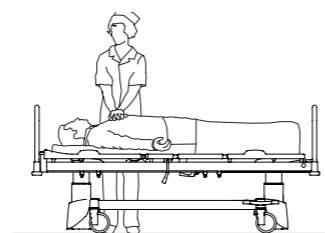
The reverse Trendelenburg position can be activated by means of the handset, whereas the Trendelenburg position can only be activated by means of the (mini) nurse box.



CPR POSITION



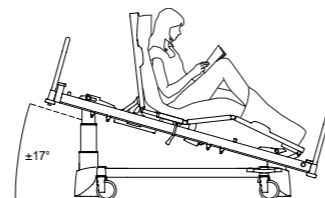
The CPR function on the nurse box brings the patient in a horizontal position at a height of **72 cm**. This position is ideal for both CPR and life-saving care.



SEATING OR RELAX POSITION



Both the backrest and knee rest are inclined simultaneously. A reverse Trendelenburg position is activated when a relax position is chosen on the Aron+ bed.



RETRACTING BACKREST

While inclining the backrest upwards, the backrest is automatically moved backwards. By doing so, pressure is relieved on the pelvis, whereas the bedsore risk is reduced considerably. Thanks to an integrated safety in the retracting backrest, there is no opening between the sideguards and the mattress platform during the inclination. This prevents the patient from getting stuck. The backrest of the Aron+ bed is also equipped with an inclination indicator.



MINI-NURSE BOX AND NURSE BOX (*)

The mini-nurse box is equipped with the same functions of the hand switch. Next to that, it also allows the nursing staff to activate the following positions or functions:

- the **Trendelenburg position**, which may not be activated by the patient;
- the **CPR function** that brings the patient in the lowest horizontal position;
- the "key button" to **lock the hand switch selectively**.

If you decide to install the optional nurse box (*), the bed will be standard equipped with an **extendible blanket rack**. The nurse box can also be taken out of the drawer and fastened to the foot panel.



HIGH/LOW PEDAL (*)

Thanks to the high/low pedal (*), you can put the bed at its desired height without having to use your hands. The fall protection bracket prevents unwanted manipulations.



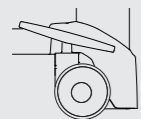
(*) option

Safe and mobile

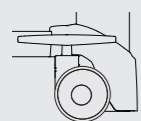
The daily use is made more comfortable for the nursing staff, thanks to an easily movable and manoeuvrable bed.

CENTRAL BRAKE

The pedal activates the 4 castors simultaneously and can be put in 3 different positions. The red pedal activates the brake, whereas the green pedal deactivates it.

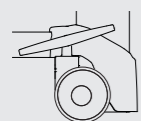


4 braked castors



4 unbraked castors

This position makes it possible to move the bed in all directions.



1 directional castor

This castor makes it easier to move the bed in a straight line.

FIFTH CASTOR (*)

A central castor (*) improves the manoeuvrability of the bed, especially in small and narrow rooms. Furthermore, the resilient qualities of the fifth castor absorb floor bumps and avoid brusque impacts when crossing thresholds.



INTEGRATED BED EXTENSION

A hospital bed has to fulfil everybody's wishes, irrespective of the length of the patient. The integrated bed extension makes it possible to extend the bed with 20 cm.

When combined with the optional footrest extension (*), a complete mattress platform functionality is guaranteed.



Aron+ day hospital

The Aron+ day hospital bed offers the same comfort as a traditional hospital bed. Thanks to its narrowed patient platform, the bed is ideal in outpatient hospitals where frequent relocations are commonplace.



PUSH HANDLES + MATTRESS (*)

The push handles (*) guarantee that the stretcher can be moved ergonomically. When not used, these push handles can be folded very easily. By doing so, all necessary treatments can be given without any hindrance. The mattress with stretcher cover (*) offers a maximum patient comfort.



SOLID LAMINATE MATTRESS PLATFORM

The standard mattress platform of the Aron+ day hospital bed is made of solid laminate. This makes the backrest suitable for radiological examination without having to move the patient.



CASTORS 200 MM (*)

The optional 200 mm castors with central brake system guarantee a highly mobile and manoeuvrable bed. A double brake at head is optionally available as well.



(*) option

Accessories

The accessories we offer can be harmoniously connected with the existing cases and accessory holders. Haelvoet strongly pays attention to this, so that the accessories offer you the same top quality as our hospital beds. After all, only the best materials are good enough.



01. Lifting pole

The lifting pole is made of a bent thick-walled steel tube. It is equipped with a handle and a ribbon that can be manually adjusted. An automatic roll-up system is optionally available as well.

02. IV holder for lifting pole

The IV holder for the lifting pole consists of 4 hooks. It can be easily installed on the lifting pole.

03. Accessory bracket

The extra accessory bracket is equipped with 4 hooks and has a length of 340 mm. It is installed in the two standard accessory hooks on the Aron+ bed.

04. IV rod

The IV rod consists of a fixed and a height-adjustable part. The height-

adjustable part is equipped with 4 hooks and has to be tightened by means of a turning knob. The IV rod is also available in a non-adjustable version with two hooks.

05. Traction frame

The traction frame can be put in the two cases at the head or foot of the bed. The bent steel tube is finished with a chromium layer.

06. Name card holder

The name card holder can be put on the bed panel. This accessory enables you to identify the patient very quickly and easily.

07. Monitor holder

The monitor holder is made of a steel frame and a solid laminate tablet. Dimensions of the tablet: 650 x 300 mm

08. File holder

The synthetic file holder is equipped with a paper clip. The file holder can be attached to the front panel. The following dimensions are available:
- A4 vertical (see picture) or horizontal
- A3 horizontal

09. Bed pan holder

The bed pan holder can be easily attached to the bed panel.

10. Writing table

The writing table is fastened to the front panel. The solid laminate tablet is equipped with a handle and can be put in three different positions.

11. Vertical urine bottle holder

The vertical urine bottle holder is installed in two synthetic accessory hooks that are standard on the Aron+ bed.



12. Horizontal urine bottle holder

The horizontal urine bottle holder is installed in two synthetic accessory hooks that are standard on the Aron+ bed.

13. Inclination indicator

The inclination indicator shows the inclination angle of the different bed positions. Is always per set of two pieces. Can be put on the knee rest and mattress platform.

14. Oxygen bottle holder

The oxygen bottle holder consists of a strong arm and a basket made of solid steel wire. It is finished with a chromium layer. The oxygen bottle holder can be installed in one of the two cases at the head of the bed.

15. Raising aid

The ergonomically-designed raising

aid offers optimal patient support while getting in and out of the bed. This raising aid can be installed in the standard case on the fixed mattress platform section.

16. Flexible handset holder

The flexible handset holder is within the reach of both the patient and the nursing staff. The holder is installed in a provided case.

17. Bowl holder

Two bowls can be placed into the bowl holder. The holder is fastened to two standard accessory hooks.

18. Removable footrest extension

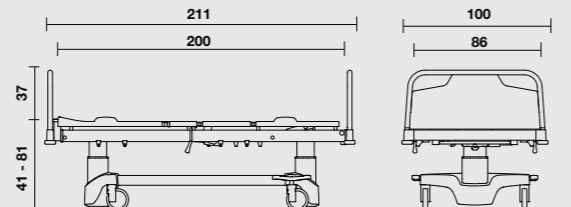
To use the mattress platform optimally when the bed is extended, you can opt for a loose footrest extension of 20 cm that has to be put at the foot end.

ARON+

Summary

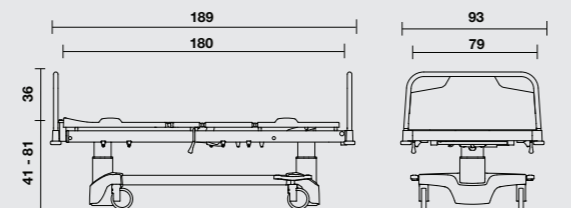
ARON+ HOSPITAL BED

- width: 100 cm, length: 211 cm
- height variation of the mattress platform: ± 41 cm - ± 81 cm
- safe working load: 230 kg
- weight (without options): 140 kg
- mattress platform dimensions: 200 x 86 cm
- mattress dimensions: 195 x 85 cm, thickness: 12 to 16 cm



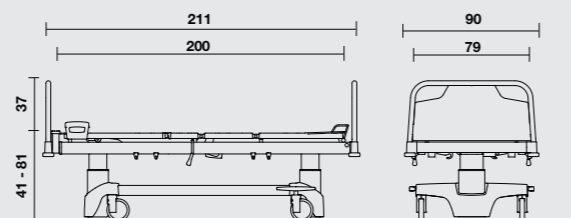
ARON+ JUNIOR

- width: 93 cm, length: 189 cm
- height variation of the mattress platform: ± 41 cm - ± 81 cm
- safe working load: 230 kg
- weight (without options): 125 kg
- mattress platform dimensions: 175 x 79 cm
- mattress dimensions: 170 x 78 cm, thickness: 12 to 16 cm



ARON+ DAY HOSPITAL BED

- width: 90 cm, length: 211 cm
- height variation of the mattress platform (castors \varnothing 150 mm): ± 41 cm - ± 81 cm
- safe working load: 230 kg
- weight (without options): 140 kg
- mattress platform dimensions: 200 x 79 cm
- mattress dimensions: 195 x 78 cm, thickness: 12 to 16 cm



Haelvoet makes sure that its excellent price-quality ratio is not at the expense of the environment. Our company considers durability – in all possible meanings – of paramount importance. All our products have a long lifespan and are delivered with a 10-year-guarantee on construction errors.



The conformity with the mentioned harmonised norms has been certified by:
TUV SÜD Product Service GmbH
Registration number of the certificate Z1 14 02 84536 010



The Aron+ hospital range is made in accordance with ISO 9001:2008 and complies with the European Medical Devices Directive 93/42/EEC and all other applicable European harmonised norms:

EN 60601-1 Medical electrical equipment - Part 1: General requirements for basic safety and essential performance.

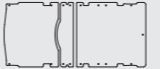




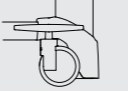
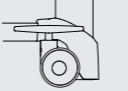
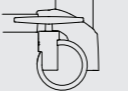
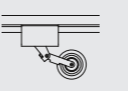


EN 60601-1-2 Medical electrical equipment - Part 1-2: General requirements for safety and essential performance - Secondary norm: Electromagnetic compatibility - Requirements and tests.

EN 60601-2-52 Medical electrical equipment - Part 2-52: Particular requirements for basic safety and essential performance of medical beds.


EN ISO 14971 Application of risk management to medical devices.



Standard equipment and options












	BED	JUNIOR	DAY HOSPITAL
MATTRESS PLATFORM			
 3-section mattress platform with removable solid laminate sections	×	×	●
 4-section mattress platform with removable synthetic sections	●	×	×
 4-section mattress platform with removable solid laminate sections	○	●	○
 Telescopic bed extension up to 20 cm	●	●	●
 Footrest extension up to 20 cm	○	×	○
CASTORS			
 Integral S castors 150 mm, with central brake	●	●	●
 Twin castors 150 mm, with central brake	○	○	○
 Integral S castors 200 mm, with central brake	×	×	○
 5th castor	○	○	○
SIDEGUARDS			
 Atmosphère sideguards	○	○	○
 Trix sideguards (only with Jaro panel)	○	○	○

● : Standard ○ : Option × : Not possible




Standard equipment and options (part II)

		BED	JUNIOR	DAY HOSPITAL
PANEL TYPE				
	Vela panel	●	●	●
	Lauro panel	○	×	×
	Jaro panel	○	○	○
	Foldable push handles	×	×	○
	Fixed head panel	○	×	×
CONTROLS				
	Handset	●	●	●
	Mini-nurse box (ACC)	●	●	●
	Manual quick release (CPR)	●	●	●
	Nurse box (ACO)	○	×	○
	Satellite control (FPP)	○	×	○
	High/low pedal with fall protection bracket	○	○	○
	Illuminated handset	○	○	○

		BED	JUNIOR	DAY HOSPITAL
CONTROLS (PART II)				
	Handset with selective locking system	○	○	○
	Under bed light	○	○	○
	Electromechanical quick release (CPR)	○	○	○
EXTRAS				
	Equipotential connection	●	●	●
	Two cases at the head and foot end	●	●	●
	Accessory hooks	●	●	●
	Battery	●	●	●
	Blanket rack (not possible with mini-nurse box ACC)	○	×	○
	Care mattresses (CMHR foam) or Comfort mattresses (CMHR foam + visco-elastic foam)	○	○	○
	Mattress with stretcher cover	×	×	○
	Wall spacer	○	○	○
	Brake buzzer	○	○	○

● : Standard ○ : Options × : Not possible



Haelvoet nv | **België**
Leon Bekaertstraat 8
B-8770 Ingelmunster
T +32 (0) 51 48 66 95
F +32 (0) 51 48 73 19
info@haelvoet.be
www.haelvoet.be

Haelvoet sarl | **France**
310, Av. Eugène Avinée
59120 Loos
T +33 (0) 3 21 70 63 71
F +33 (0) 3 21 76 62 67
info@haelvoet.fr
www.haelvoet.fr

Haelvoet sa | **Suisse**
Route de la Plaine 45
1580 Avenches
T +41 (0) 26 675 46 86
F +41 (0) 21 560 46 46
info@haelvoet.ch
www.haelvoet.ch

Haelvoet srl | **Romania**
Parcul Industrial Jibou 1
455200 Jibou, Salaj
T +40 (0) 260 64 22 33
F +40 (0) 260 64 22 55
info@haelvoet.ro
www.haelvoet.ro